



New features of the IRAM-webapplication (1 October 2018)

Brief overview and description by screenshots

Overview

A project group of members of the 5 regional governments of North Rhine-Westphalia under the lead of the Cologne government has developed together with IT-experts modifications of the IRAM-webapplication. Main objectives are the improvement of the handling and new functionalities. In the meantime the modifications had been programmed and the new version is online.

Basic IRAM-functionalities remain unchanged.

9 new features - (C) relevant for coordinators - (I) for inspectors

- 1. (C,I)** Now the results of several assessments can be exported as csv-files to Excel. This allows inter alia the determination of especially relevant (highly rated) criteria. [screenshots](#)
- 2. (C)** Forms can be de- and reactivated. So forms are preserved even after a revision. The linked assessments are deactivated as well. [screenshots](#)
- 3. (C,I)** Every user can tailor (edit) the overview of the data sets (assessments) according to his needs. The view can be preset for further sessions. [screenshots](#)
- 4. (I)** By filling in a form to perform an assessment the notes and explanations for the criteria are shown during the input. It's not necessary any more to click on the blue info balls. Purpose: More space for explanations and clearer and easier input. [screenshots](#)
- 5. (C)** Annexes as pdf or jpg can be attached to forms – for further explanations or instructions. [screenshots](#)



6. (C,I) Error messages are collected and displayed for every user. That avoids double work. [screenshots](#)

7. (I) The result presentation has now a clearer structure. [screenshots](#)

8. (C) User administration: One inspector can now be assigned to more than one group. For details please look up the *IRAM-App-illustrated description* on the IRAM-homepage.

9. (C) The function *change inspector* has been revised. It's now more comfortable – the single steps are self-descriptive.

1. Export of assessment results to Excel

Path: 1. Forms, 2. Data Browser

Note: If you search with wildcards use the percent sign.

2.

Click on the cvs-icon

1. place tick marks, f.ex. all of one inspection group

2. Click on the cvs-icon

Note about wording: The old term „inspectionTask“ has been replaced by inspection task/form to avoid misunderstandings.

	name inspector	inspection object	ID number	inspection task/form	risk category	inspection category	inspection frequency	latest inspection date	inspect group
<input type="checkbox"/>	1 gheorghie cristian	test1	t1	IPPC and other industrial installations	3 B			24.12.2013	kabr TEST
<input type="checkbox"/>	2 Hielke Kuitert	Haifa 1	h1	Draft Israel IPPC	6 D		6 20.07.2014		kabr TEST
<input type="checkbox"/>	3 Horst Büther	Tel Aviv 1	ta1	Draft Israel IPPC	5 D		12 19.01.2015		kabr TEST
<input type="checkbox"/>	4 Horst Büther	Dead Sea 1	ds1	Draft Israel IPPC	5 C		12 21.01.2015		kabr TEST
<input type="checkbox"/>	5 Uwe Jordan	Test 1	T1	Hessen IED	3 B		12 21.01.2015		kabr TEST
<input type="checkbox"/>	6 Horst Büther	IO1	Exceltest	IPPC and other industrial installations	4 C		24 17.01.2014		kabr TEST
<input type="checkbox"/>	7 CASTRO DIEZ JOSE JUAN		3434	IED- und BlmSch-Anlagen	4 B		24	XYZ:Test-25.05.2018	
<input type="checkbox"/>	8 Frederik Köhler	test2	t2	IPPC and other	3 B			20.12.2013	kabr TEST





3. Click on *csv export is ready ...*

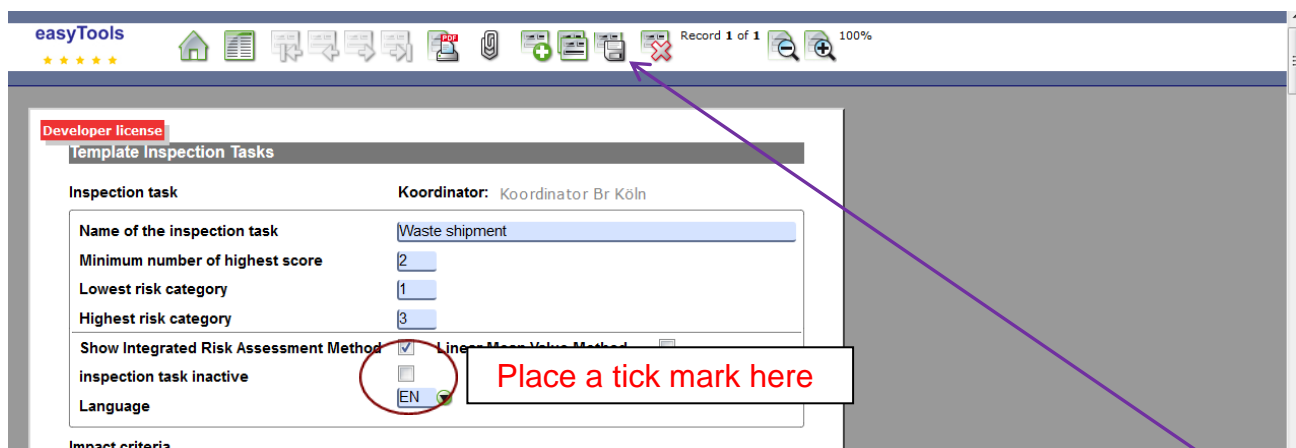
Attention – important advice!
 Maybe the basic settings of Excel have to be adjusted so that an excel file appears immediately. Otherwise the (Excel-) text converting assistant opens. In that case please contact IT-experts.

In the first row of the chart the criteria are displayed (inspection profile and operator criteria). In the rows below the corresponding values of the assessments (here 4 assessments).

	AF	AG	AH	AI	AJ	AK
1	Releases to land	Off-site transfer of waste	Input of waste	Quality of the local environment	Sensitivity of the local environment	Risk of acc
2	1		0	3		3
3	4		1	1		
4	3		0	1		
5	1		1	1		

2. Inactivate and reactivate forms

Path: 1. Master date, 2. Data Browser, 3. form



Developer license

Template Inspection Tasks

Inspection task **Koordinator:** Koordinator Br Köln

Name of the inspection task: Waste shipment

Minimum number of highest score: 2

Lowest risk category: 1

Highest risk category: 3

Show Integrated Risk Assessment Method: Linear Method

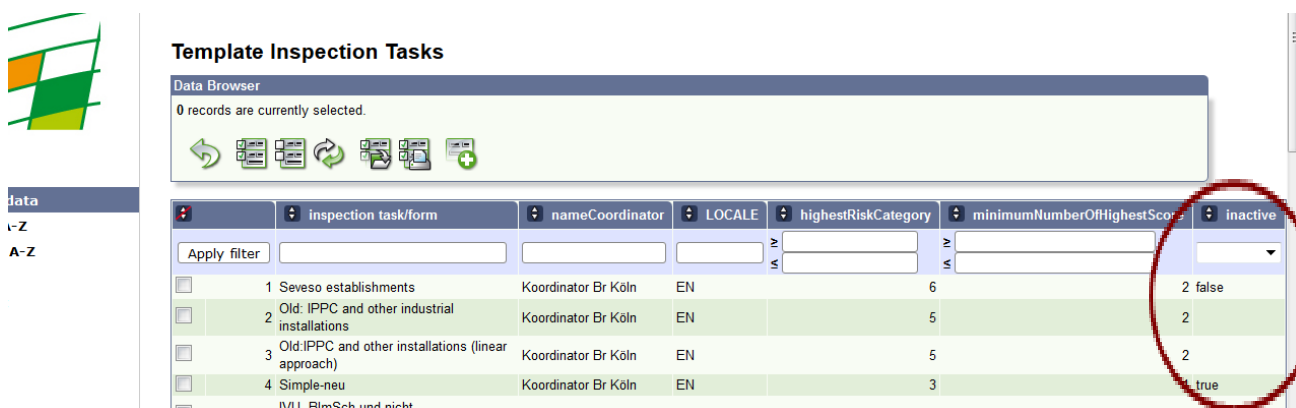
inspection task inactive:

Language: EN

Impact criteria

Placing or removing a tick mark in- or reactivates forms. Save your changes with a click on the diskette icon.

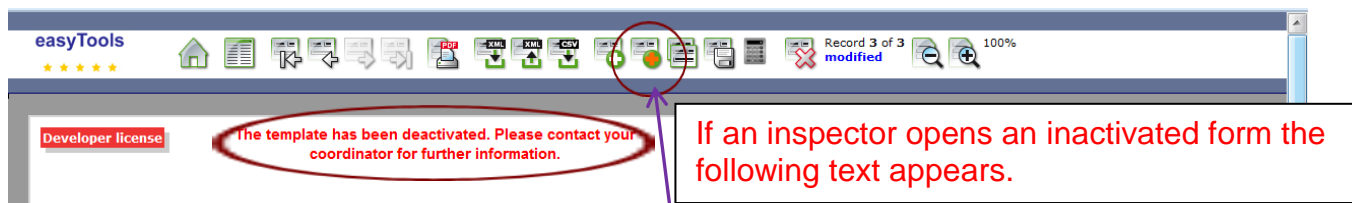
The idea behind: If a form had been revised it makes sense to keep the old one just visible but not usable.



	inspection task/form	nameCoordinator	LOCALE	highestRiskCategory	minimumNumberOfHighestScore	inactive
<input type="checkbox"/>	1 Seveso establishments	Koordinator Br Köln	EN	6	2	false
<input type="checkbox"/>	2 Old: IPPC and other industrial installations	Koordinator Br Köln	EN	5	2	false
<input type="checkbox"/>	3 Old: IPPC and other installations (linear approach)	Koordinator Br Köln	EN	5	2	false
<input type="checkbox"/>	4 Simple-neu	Koordinator Br Köln	EN	3	2	true
<input type="checkbox"/>	IVU, BImSch und nicht					

The form is active if in the column *inactive* nothing or the word *false* is displayed. It is only inactive if the word *true* is displayed.





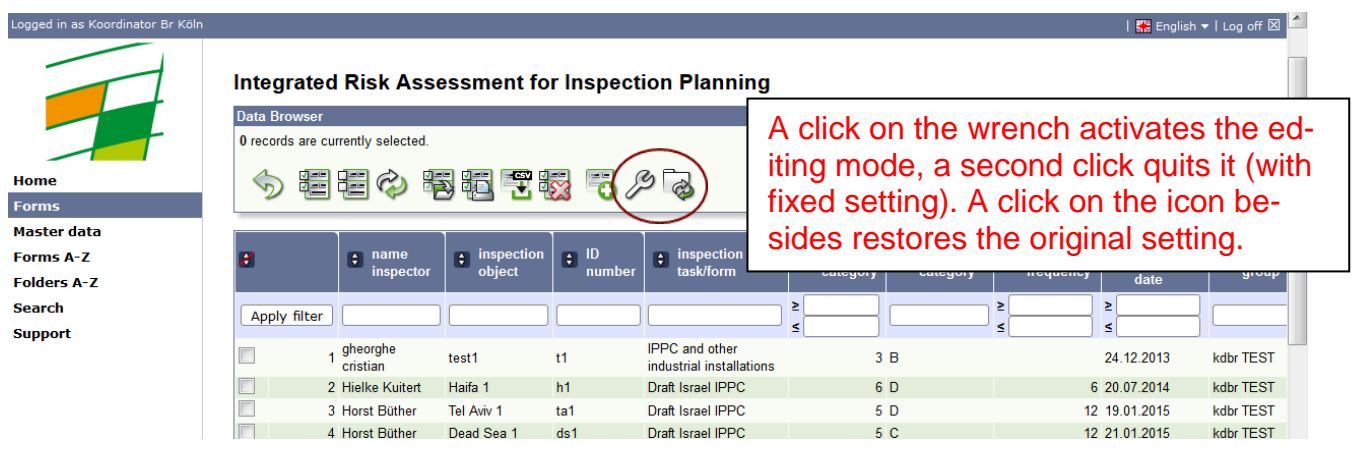
If an inspector opens an inactivated form the following text appears.

A click on the red-cross-icon creates a new data set with basic data – address etc. After that a new assessment can be performed with a new or changed inspection task.

The idea behind: If a form had been inactivated the basic data should be copyable to use them for a new assessment.

3. Tailored views of the assessments

Path: 1. Forms, 2. Data Browser



A click on the wrench activates the editing mode, a second click quits it (with fixed setting). A click on the icon besides restores the original setting.

In the original setting the browser shows 12 columns. Only the one on the very left “Apply filter” can’t be fade out. To fade out a column first click on the wrench then anywhere (except headline) in the concerned column. To fix this view for another session click a second time on the wrench.

4. More space for additional information for assessment-forms

Address data

Street
 Postal code Location

Input of Impact Scores

Impact criteria	Maximum score	Score	Shift of score (weight)
Knowledge of the establishment	6	3	0
Dangerous substances	6	0	0
Organisation of damage limitation	6	0	0
Neighbourhood Seveso establishments or other conditions	6	0	0
Sensitive objects and conditions in the neighbourhood	6	0	0

Doing an assessment the point value can be entered directly or by clicking on the green box and then choosing the value.

Assessment done by ID

Inspection object

Inspection task

Date of inspection

Integrated Risk

Address data

Street

Postal code

Input of Impact Scores

Impact criteria

Dangerous substances

Description	Value
The sum of all ratios*) - related to Annex 1, row 2, of the Seveso II Directive - is > 1	1
The sum of all ratios*) - related to Annex 1, row 2, of the Seveso II Directive - is > 2	2
The sum of all ratios*) - related to Annex 1, row 2, of the Seveso II Directive - is > 4 or - related to Annex 1, row 3, of the Seveso II Directive - is > 1	3
The sum of all ratios*) - related to Annex 1, row 3, of the Seveso II Directive - is > 1	4
The sum of all ratios*) - related to Annex 1, row 3, of the Seveso II Directive - is > 10	5
The sum of all ratios*) - related to Annex 1, row 3, of the Seveso II Directive - is > 100	6

Menu opened

With hints and notes the criterion can be defined further.
 See next picture where to enter the *Details*.

Chose a point value by clicking in the row concerned.





Template Inspection Tasks

Inspection task **Koordinator:** Koordinator Br Köln

Name of the inspection task: Seveso establishments
 Minimum number of highest score: 2
 Lowest risk category: 1
 Highest risk category: 6
 Show Integrated Risk Assessment Method: Linear Mean Value Method
 inspection task inactive:
 Language: EN

Impact criteria

Impact criterion: Knowledge of the...
 Maximum possible score: 6
 Description of the criterion: *Please give in a description for this criterion*

Description of the value: [Empty text box]

By creating a form as a coordinator the text you enter here appears for inspectors under Details

5. pdf- or jpg-attachements to forms now possible

Path: 1. Master data, 2. Browser Template Inspection Tasks

easyTools Record 1 of 1 100%

Developer license

Template Inspection Tasks

Inspection task **Koordinator:** Koordinator Br Köln

Name of the inspection task: Seveso establishments
 Minimum number of highest score: 2
 Lowest risk category: 1
 Highest risk category: 6
 Show Integrated Risk Assessment Method: Linear Me...
 inspection task inactive:
 Language: EN

Impact criteria

Impact criterion: Knowledge of th...
 Maximum possible score: 6
 Description of the criterion: Description

A click on the paper-clip-icon opens the menu Manage Attachements

Manage Attachments Close

Here you can attach files to the form.

There are the following restrictions:

- No more than 10 attachments are allowed.
- An attached file must not be over 1024 kB in size.
- Only attachments with the extension pdf, jpg are allowed.

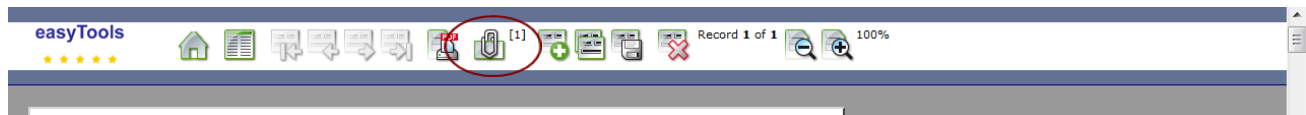
These files are attached to the form:

No.	File name	kB	Actions
No files attached yet!			

Attach file:



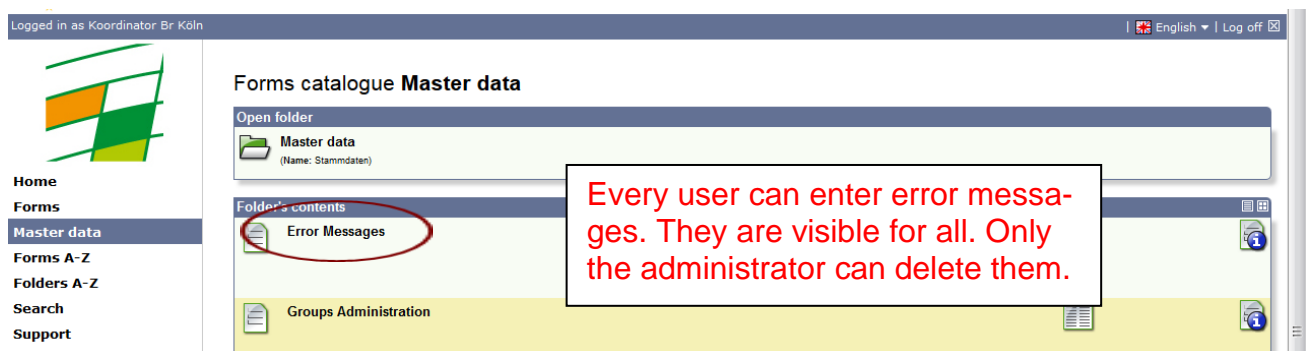
If a file had been attached to a form the coordinator sees the following advice:



The inspector the following one, which opens by clicking on it:



6. Discovered errors are collected and displayed



The idea behind: To avoid the multiple reporting of errors.

7. Clearer presentation of results





Risk for the environment	5	1	4
Risk ranking number	66543		
Highest risk score	6		
Number of highest risk scores	2		
Risk category	6		
Inspection frequency	6		
Latest inspection date	20.07.2014		
Maximum inspection effort (100%)	25		
Sum of inspection profile	19		
Inspection effort (percentage)	76	%	
Inspection category	D		
Sum of risk profile	24		
Mean of risk profile	4,8		
Remarks			



The idea behind: The relevant results should be better recognizable.